

HI LINE

HF45 R

UNDERCOUNTER UNIT

DESCRIPTION

Dishwasher Multipower double skin execution with built-in HR drain pump, detergent and rinse aid dispensers and Wris®2+ Wash and Rinse Integrated System and RCD.



STANDARD FEATURES

DURABILITY

- AISI 304 stainless steel execution;
- Double skin execution;
- Double skin insulated counterbalanced door;
- Stainless steel rear panelling.

FLEXIBILITY

- Multipower: 230V ~ 50Hz - 230V 3 ~ 50Hz - 400V 3N ~ 50Hz;
- Soft Start: The cycle starts slowly and gradually builds to full speed to prevent the dislodging of light items like glassware and crockery and consequently breakage;
- Fast programming of the control panel upon installation to establish specific times, temperatures and detergent requirements;
- Built-in detergent, rinse-aid dosing pumps and drain pump;
- Door activated cycle start and manual cycle start.

HYGIENE

- The RCD system maintains constant water pressure and temperature throughout operations. The highest levels of hygiene and sanitisation are achieved through high washing and rinsing temperatures along with contact times in line with the DIN10534 standards;
- Single piece deep drawn tank;
- Triple filtration system, with a stainless steel surface filter, polypropylene basket filter and stainless steel mesh wire micro-filter;
- Self-cleaning cycle at unit switch-off;
- Debossed rack guides;
- Polypropylene Wash and rinse integrated system WRIS®2+;
- Partial water draining before rinsing.

SAFETY

- Magnetic microswitch to stop the cycle in case of accidental door opening;
- Adjustable Thermostop as a standard: it ensures that the correct operating temperatures are reached;
- Temperature measurement via electronic probes: accuracy and reliability. Allows the operator to read the real and the set point temperatures on the display.

HF45 R

STANDARD FEATURES

POWER AT YOUR FINGERTIPS

- 5 programming options for washing cycles. (Fast, Glasses, Dishes, Intensive, Eco2);
- Alphanumeric LCD display with temperature indicators;
- Diagnostics through descriptions;
- Cycle progress;
- Colour- coded status indicators;
- Electronic adjustment of the detergent and rinse aid dispensers;
- Cycle and performance counter: allows for plan maintenance. Useful for statistics and usage information.

WRIS2+ WASH AND RINSE INTEGRATED SYSTEM

The WRIS®2+ posts a 25% reduction in rinse water consumption while still providing a thorough, consistent clean. Reducing operating expenses while washing efficiently: 27.302 l of water saved per unit per year compared to standard systems.

STANDARD RACK EQUIPMENT

RACKS AND INSERTS

- P12/18 - P12/18 - 2 dish racks
- G - 1 cutlery holder G



P12/18



G


















HF45 R

OPTIONAL

- **WI-FI CONNECTION & REMOTE MONITORING***: The new Wi-Fi Pack allows the operator to easily monitor the machine functions and access a vast amount of information; prevent possible failures by managing the anomalies in real time from smartphone, tablet and PC and keep consumptions under control. The continuous monitoring of water, chemicals and energy consumption leads to a more environmentally conscious use of world's natural resources.
- **COMENDA CLOUD WASHING DASHBOARD WEB**:
 - Check the main operating parameters of the unit;
 - Start/stop the washing cycle;
 - Download Records and HACCP reports;
 - Access the alarm list and manage the anomalies;
 - Check and download technical documentation.
- * Not available as retrofit solution. To add this feature, please specify at the moment of the order.
- **FRC - HEAT RECOVERY SYSTEM**: FRC enables the machine to be connected to cold water at 15°C booster. FRC allows for consistent energy savings. Minimizing the steam released, FRC helps create a more comfortable work environment.
- 7 kW Booster
- Detergent and rinse aid level probe kit
- Base stand with door h. 350/450 mm
- Stand feet kit (for base stand) h. 130 - 180 mm
- Stand feet kit for HF45 - h. 125-165 mm (provided separately)
- Upper rack holder
- External water softeners
- Reverse osmosis unit - external
- Provision for peak power reduction connection
- Special voltages

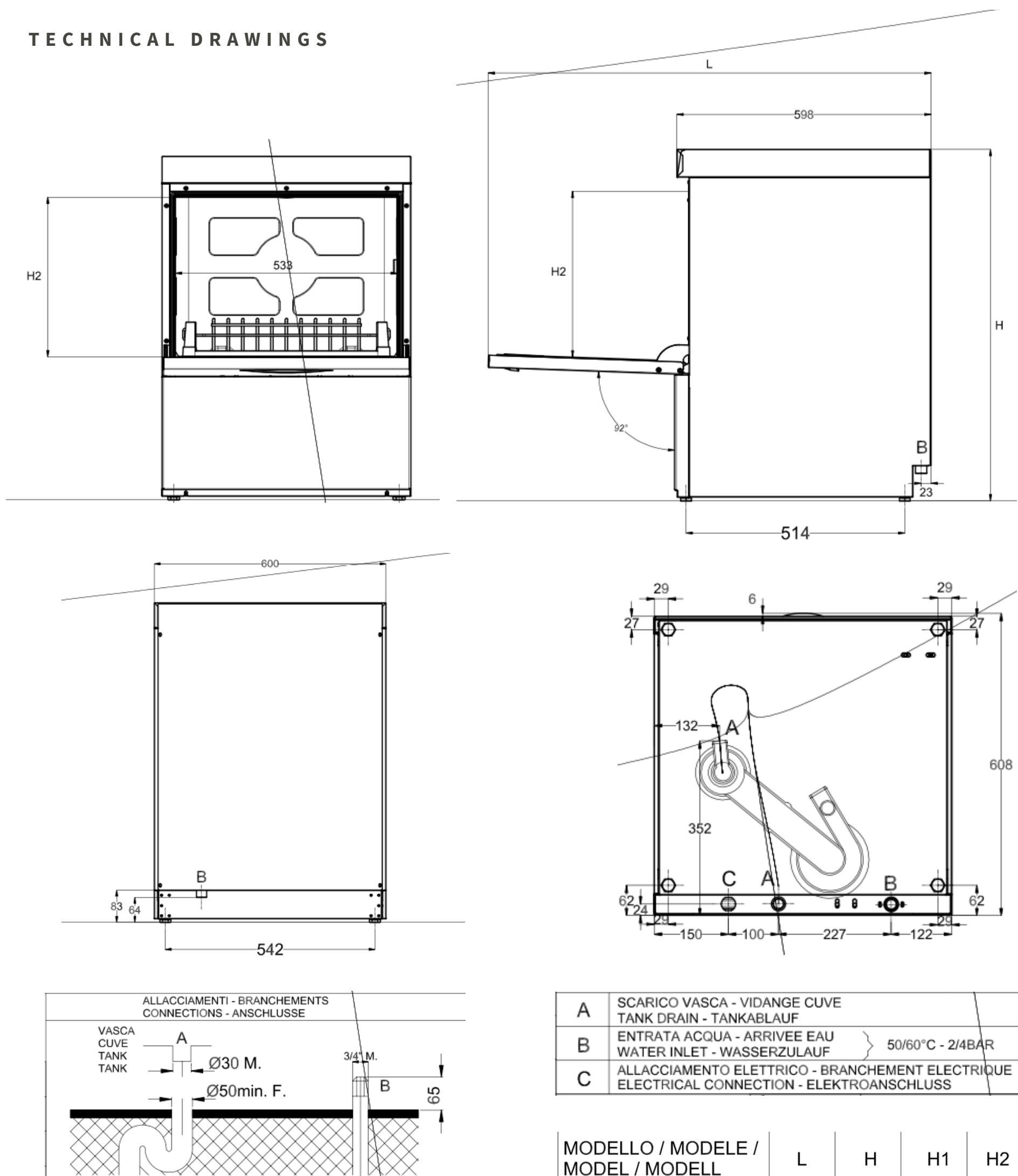
HF45 R

TECHNICAL DATA

	EXTERNAL SIZE	600x600x820 mm
	EXTERNAL SIZE WITH FRC	600x600x900 mm
	OVERALL SIZE	1040 mm
	CLEARANCE	400 mm
	RACK SIZE	500x500 mm
	ELECTRICAL SUPPLY	230V ~ 50Hz - 230V 3 ~ 50Hz - 400V 3N ~ 50Hz
	WASH PROGRAM LENGHT	90/90/120/240/240 sec
	MAX OUTPUT - WARM WATER CONNECTION (55 C°) ●	40/40/30/15/15 racks/h
	MAX OUTPUT - COLD WATER CONNECTION (15 C°) ●	22/22/22/15/15 racks/h
	RINSE WATER CONSUMPTION	2,5 l
	TANK HEATER ELEMENT	1 kW
	BOOSTER HEATER ELEMENT	5 kW
	TANK SIZE	10 l
	WASH PUMP	0,70 kW
	INSTALLED LOAD	5,70 kW
	NOISE	61 dB(A)
	WEIGHT	71 kg

HF45 R

TECHNICAL DRAWINGS



The stated values may deviate depending on installation conditions and items washed.
Comenda Ali Group srl reserves the right to modify product specifications at any time without prior notice.