

ELECTRIC COOKTOPS 600mm - SEALED HOBS

E514S-B, E514S-CB, E514S-LS

- Heavy-duty construction
- 2.6kW cast iron hot plate elements
- 3 models of base unit
- Rear rollers
- Stainless steel exterior
- Easy clean
- Easy service
- Fully modular



E514D-LS

Overall Construction

Cooktop

- Welded hob with one-piece formed 2.0mm 304 stainless steel top
- Side panels 1.2mm 304 stainless steel
- Splashback 1.2mm 304 stainless steel
- Vitreous enamelled control panel
- 2.6kW cast iron hot plate elements with thermal protection
- Aluminised steel internal construction

Bench mount (supplied as -B model)

- Four 63mm dia. heavy-duty 1.2mm 304 stainless steel bench legs with adjustable feet
- Adjustable height 80mm - 105mm

Cabinet Base (supplied as -CB model)

- Fully modular for match suite finish
- Double skin 0.9mm 304 stainless steel interior and exterior
- Optional GN 1/1 4 position racking kit
- 63mm dia. heavy-duty 1.2mm 304 stainless steel legs with two adjustable feet at front and two rollers at rear

Leg Stand (supplied as -LS model)

- Fully modular for matched suite finish
- Framed top for connection to Cooktop
- 63mm dia. heavy-duty 1.2mm 304 stainless steel legs with two adjustable feet at front and two rollers at rear
- Fully modular framed stand shelf with 0.9mm 304 stainless steel finish
- Quick assembly design

Controls

- Large easy use control knob - heat resistant reinforced
- Easy view control settings on knob
- Cast iron hot plate elements with 6 heat position switch
- Power indicator lights for each element control

Cleaning and Servicing

- All models with easy clean stainless steel external finish
- One-piece worktop with formed hob wells to contain spills
- Access to all parts from front of unit

ELECTRIC COOKTOPS 600mm - SEALED HOBS

E514S-B, E514S-CB, E514S-LS

Specifications

Cooktop

2.6 kW Cast Iron Hot Plate elements

Electrical requirements

E514S

10.4 kW, 400-415Vac, 50/60hz, 2P+N+E, 22A

Dimensions

Bench models

Width 600mm
Depth 812mm
Height 315mm
Incl. splashback 485mm

All models (excluding Bench model)

Width 600mm
Depth 812mm
Height 915mm
Incl. splashback 1085mm

Nett weight

Bench and Leg Stand models

74kg

Cabinet Base models

79kg

Packing data

Bench and Leg Stand models

0.37m³, 110kg
Width 645mm
Depth 870mm
Height 665mm

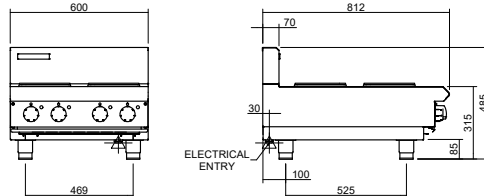
Cabinet Base models

0.70m³, 131kg
Width 870mm
Depth 645mm
Height 1255mm

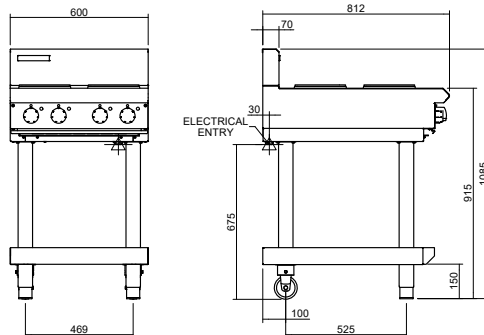
Options

Adjustable feet at rear

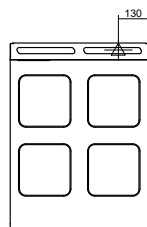
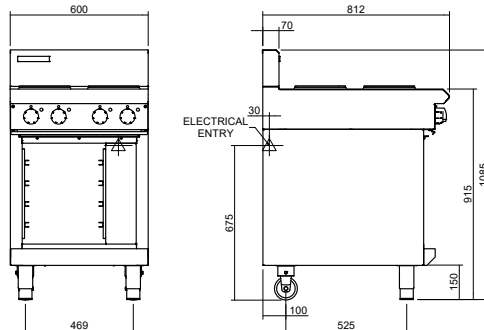
E514S-B



E514S-LS



E514S-CB



www.blue-seal.co.uk

United Kingdom
blue-seal.co.uk

Blue Seal Limited
Unit 67
Gravelly Business Park
Gravelly
Birmingham B24 8TQ
England
Telephone 0121-327 5575
Facsimile 0121-327 9711
sales@blue-seal.co.uk

Australia
moffat.com.au
Moffat Pty Limited
740 Springvale Road
Mulgrave
Victoria 3170
Australia
Telephone +613-9518 3888
Facsimile +613-9518 3833
vsales@moffat.com.au

New Zealand
moffat.co.nz
Moffat Limited
45 Illinois Drive
Izone Business Hub
Rolleston 7675
New Zealand
Telephone +64 3-983 6600
Facsimile +64 3-983 6660
sales@moffat.co.nz

International
moffat.com
international@moffat.co.nz



Designed and manufactured by



ISO9001
All Blue Seal products are designed and manufactured by Moffat using the internationally recognised ISO9001 quality management system, covering design, manufacture and final inspection, ensuring consistent high quality at all times.

In line with policy to continually develop and improve its products, Moffat Limited reserves the right to change specifications and design without notice.



Copyright Moffat Ltd.
UK.BS.2022

an Ali Group Company



The Spirit of Excellence