



### PRODUCT FEATURES

- Heated double glazed glass top, sides and front
- Heated rear sub frame
- Argon filled rear doors
- Hinged rear door
- Deck forced refrigeration
- Three adjustable shelves
- Ticket strips on shelves and base
- Undershelf and canopy LED lights
- Integral condensor
- Sliding front doors - optional

### CABINET DIMENSIONS & SPECIFICATIONS

Refrigerated 4<sup>0</sup> factory set point

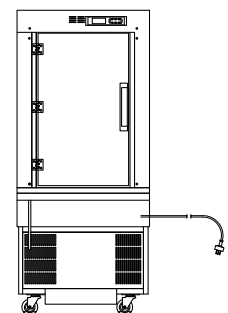
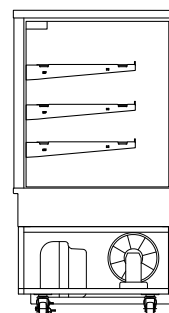
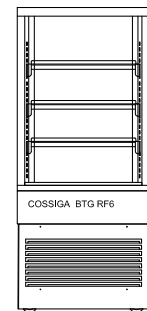
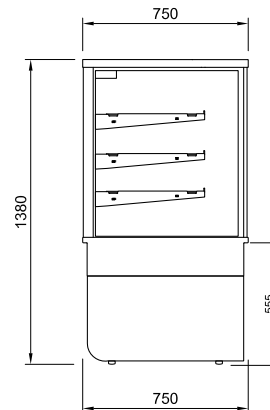
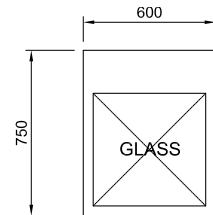
| Model  | Cabinet   |          |           | Shelving no. | Shelf length | base tray w x d | Total food units | Display m2 |
|--------|-----------|----------|-----------|--------------|--------------|-----------------|------------------|------------|
|        | Length mm | Depth mm | Height mm |              |              |                 |                  |            |
| BTGRF6 | 600       | 750      | 1380      | 3 + base     | 495 x 445    | 540 x 510       | 100 x 100        | 80         |
|        |           |          |           |              |              |                 |                  | 0.94       |

\* prior to installation see, installation guidelines, ventillation requirements and drainage options documents

| Refrigerant | Operating Current | Connection       | Voltage     |
|-------------|-------------------|------------------|-------------|
|             |                   |                  | 50/60 Hertz |
| R134A       | 4.2 Amp           | 10amp 3 pin plug | 240V        |

### ELECTRICAL POWER

Electrical power cord 2200mm  
 3 pin 10 amp 1 phase socket required.  
 Maximum ambient operating  
 temperature climate class N max 32°C



REAR VIEW