


Parrilla GMB 252-3GR



FEATURES

Precision and strength is key to the PARRILLA by MIBRASA®. Effortlessly regulate the height of your grill surface thanks to the carefully engineered sprocket and chain system, keeping maintenance down to a minimum.

The system lets us sear, cook and rest our ingredients, to get the optimal result every time.

ERGONOMICALLY DESIGNED WITH MAXIMUM QUALITY AND SECURITY

With a sloping grill, the grease runs down the weld-free grill bars to prevent grease build-up. Grease drips down to the collector with an easy to remove mechanism ready to clean.

The base is lined with refractory bricks to ensure maximum heat efficiency and resistance to pure fire. And the built-in cooling system in outer case guarantees a maximum level of security.

Built using quality steels providing strength and durability; ergonomically designed for practicality and ease of use, each feature plays a crucial part in delivering the ultimate grilling machine for every chef.

TECHNICAL INFORMATION

Fire up time ¹	30 min-average
Cooking temperature	250 °C
Total cooking surface area	3 x (635 x 685mm) = 1.3m ²
Initial charcoal load ¹	25 kg
Grill height range	350 mm
Charcoal load duration ²	7 h
Equivalent power*	6 kW
Exhaust rate	5600 m ³ /h
Net weight ³	605 kg
Crated weight* ³	820 kg
Crated size (WxDxH)	1120 x 2640 x 1380

*Approximate data

1. Consult instruction manual
2. Will vary depending on quality of charcoal
3. Weight with accessories included

INCLUDED ACCESSORIES

- 3 Rod grills [CPV252]
- Ember poker [PK]
- Ash shovel [PALA]
- Vertical cooking rack [CPH-252-3GR]
- 2 Swivel hooks [GGCV]
- 2 Mibrasa tongs [TG]
- 2 Grill brushes [CEP]
- Mibrasa Ecofire firefighters [FL]

OPTIONAL ACCESSORIES

- V-shape grill [GV252]
- Extra rod grill [CPV252]
- Burning pid lid [TAPA65]
- Thermal protector [EPGMB252]
- Espeto skewer kit [KITESPGMB252]
- GN support kit [SGN252]

Specifications and design are subject to change without notice.

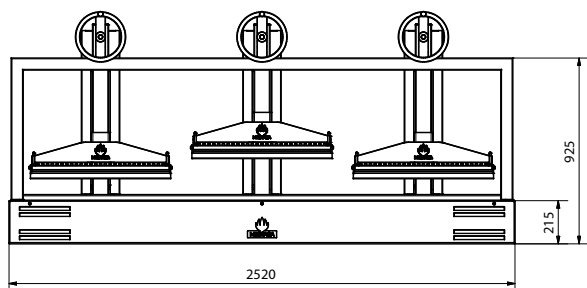
QUALITY GUARANTEE



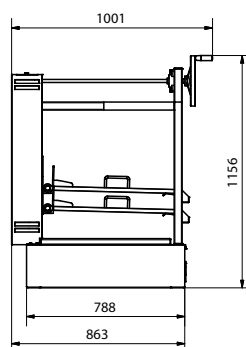


Parrilla GMB 252-3GR

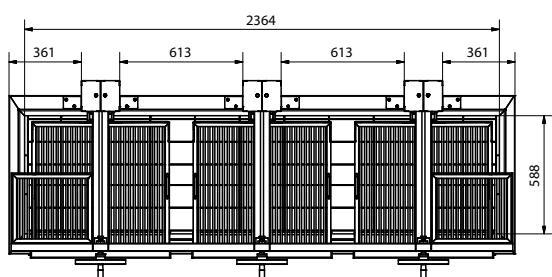
FRONT VIEW



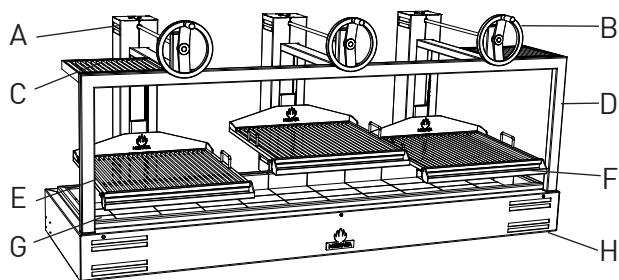
SIDE VIEW



TOP VIEW



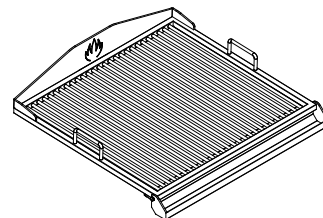
Dimensions in mm



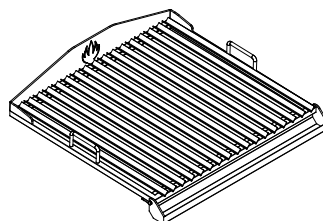
A	Reverse elevating system
B	Elevating wheel
C	Heating rack
D	Structure
E	Grill
F	Grease collector
G	Refractory bricks
H	Main body

GRILL TYPES

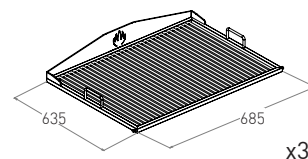
Rod bar grill



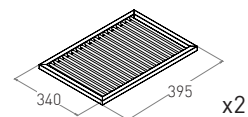
V-shape grill



GRILL DIMENSIONS



HEATING RACK DIMENSIONS



Revit drawings available on request at mibrasa@mibrasa.com

INSTALLATION GUIDELINES AND SAFETY STANDARDS

Recommended installation height	700 mm
Clearances to construction/other appliances from the Parrilla	76 mm
Clearances of flammable materials from the Parrilla	300 mm
Clearance of workspace from front of the Parrilla	700 mm



*It is recommended to use a lifting device to lift the Parrilla and place on the countertop/stand.

Consult Parrilla instruction manual for further information.

Specifications and design are subject to change without notice.