

Pizza Prep Counters

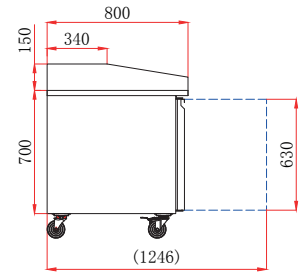
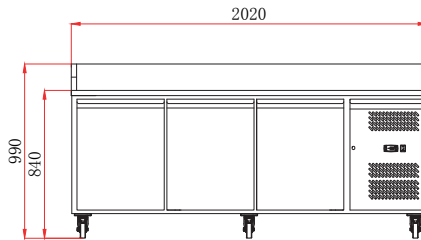
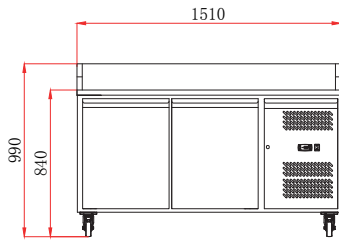
BPB1500

BPB1500 compatible with TOP1500CR/EN (see page 85 / 86)



BPB2000

BPB2000 compatible with TOP2000CR/EN (see page 85 / 86)



FEATURES

- High grade AISI 304 stainless steel exterior & interior - including exterior back

- White granite worktop

- Internal corners rounded for easy cleaning

- 15cm granite upstand

- 1 x adjustable shelf (408 x 630 mm) per door

- Self closing doors with stay open facility

- Heavy duty castors as standard

- Replaceable door gasket

TECHNICAL SPECIFICATIONS

- Controller: Dixell controller

- Cooling: Ventilated

- Defrost: Automatic

- Refrigerant: R290

- Climate Class: 4

- Temperature Range: +2°C ~ +8°C

- Decibels: 48dBA

- Power Supply: 13amp

MODEL	DOOR	GROSS CAPACITY	EXT. DIMENSIONS (H x W x D mm)	ENERGY RATING	POWER CONSUMPTION	KWH /ANNUM	WEIGHT (kg)	RRP
BPB1500	2	390L	990 x 1510 x 800	B	215W	785	280	
BPB2000	3	580L	990 x 2020 x 800	C	320W	1352	360	



See page 9 for full GN container range

