



DOMINATOR*PLUS*

E3101 OTC Four Hotplate Oven Range

Key features

- Two full depth rectangular hotplates and two fast-heating circular hotplates
 - Allows multiple cooking positions
- Independently controlled hotplates
 - Provides flexibility to chef
- 2/1 compatible fan-assisted oven
 - Even heating across the entire oven chamber
- Oven features glass doors and light
 - Monitor cooking progress without losing heat
- Full width, removable drip tray
 - Easy to remove and keep clean
- Vitreous enamelled oven chamber
 - Easy to clean and to keep clean
- Wide oven temperature range of 100 - 250°C
 - Ideal to prepare a wide variety of food
- Twin oven doors with individual catches
 - Retains heat within the oven chamber
- Oven has 5 shelf positions and allows 2 shelf cooking
 - Versatile, ideal for a wide range of menu items
- Low profile door handles
 - Reduces intrusion into work space
- Laser-etched control icons
 - Permanent, indelible markings

Accessories

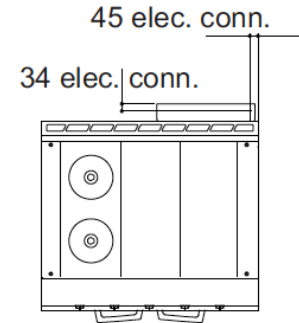
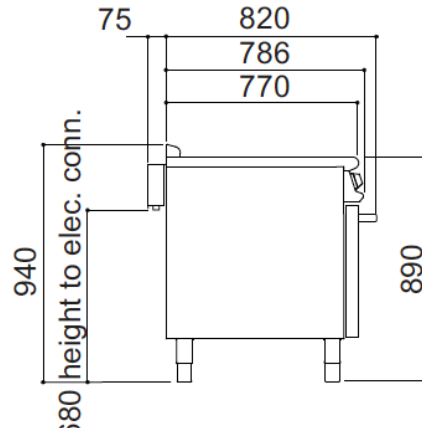
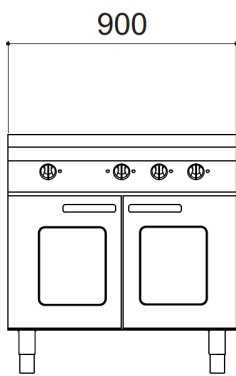
- Fully integrated extended flue
- Splashplate and plateshelf (not for use with extended flue)
- Oven shelf
- Factory fitted, adjustable castors
- Fixed installation kit



Similar Models

- E3101 OTC 3HP fan-assisted oven range
- E3101 OTC 6HP fan-assisted oven range
- E3101 3HP oven range
- E3101 4HP oven range

Four Hotplate Oven Range



Measurements *in mm*

Unit on castors is the same hob height

Specification *details*

Electrical rating (kW)	16.8	
Electrical supply voltage	400V 3N~	
Minimum electrical supply 400V 3N~ (A)	32	
Electrical current split (A)	L1: 22.7 L2: 22.7 L3: 28.3	
Hotplate rating (kW)	3.2 x 2 / 2 x 2	
Total oven element rating (kW)	6.4 (2 x 3.2)	
Oven dimensions (w x d x h - mm)	700 x 535 x 430	
Oven shelf (w x d - mm)	700 x 535	
Gastronorm compatibility	2/1	
Weight (kg)	159	
Packed weight (kg)	177	
Packed dimensions (w x d x h - mm)	1000 x 1000 x 1100	
GTIN numbers	On feet	On castors

Installation notes

Adequate ventilation must be provided to supply sufficient fresh air and to allow easy removal of any such products that may present a risk to health. Please consult current legislation for details that relate to specific locations.

Install unit on a level, fireproof surface in a well-lit position. If floor is made of a combustible material, local fire requirements must be checked to ensure compliance.

A clearance of 150mm should be observed between appliance and any combustible wall.

