



SLI42 - Lincat Silverlink 600 Electric Counter-top Induction Hob - 4 Zones - W 600 mm - 6.0 kW

Embrace the energy efficient power of the Silverlink 600 Electric Induction Hob, which typically delivers 90% efficiency when compared with a solid electric hot plate at 55% and gas hob at 50%.

- ✓ Four cooking zones for high output. Highly responsive and controllable cooking method.
- ✓ High power - delivers almost twice the cooking power of a similarly rated gas hob, whilst saving energy
- ✓ Boost function delivers power when it's most needed
- ✓ Designed to perfectly blend in with other products from the Silverlink 600 series
- ✓ Pan detection function cuts power when no pan is present, cutting running costs and creating a safer, more comfortable working environment.
- ✓ Automatic heat up function switches to a preset power level after full power heat up
- ✓ 6mm thick high impact resistant ceramic glass ceramic surface will withstand hard knocks and is easy to clean
- ✓ Easy to use rotary controls complete with LED display of power level. Easy to change filter, built into the base of the unit. Powerful internal cooling fan and overheat protection for long service life

Specifications

Summary		Power and Performance	
Brand	Lincat	Total Power kW	6.0
Range	Silverlink 600	IP Rating	IP24
Power Type	Electric	Temperature Control	Electronic
Unit Type	Counter-top	Rating per Hob kW	2 x 2.0, 2 x 1.0
Available in UK Only	No		
UK Warranty	2 Years Parts and Labour Warranty		
Export Warranty	Contact your local dealer		
GTIN	5056105100270		

Key Specifications		Weights and Dimensions	
Number of Hobs	4	Unit Height (External) mm	290
Shape of Hob	Round	Unit Width (External) mm	600
		Unit Depth (External) mm	600
		Hob Dimensions mm	Minimum pan rear - 180; Minimum pan front - 120
		Net Weight Kg	26.9

Supply Connections		Shipping	
Requires Installation	No	Packed Weight Kg	31.3
Requires Electrical Supply	Yes	Packed Height cm	49.5
UK 3 Pin Plug	Yes	Packed Width cm	70
Requires Hardwiring	No	Packed Depth cm	70
Electrical Supply Rating Watts	6,000		
Single Phase Amps	26.0		
Single Phase Voltage	230		

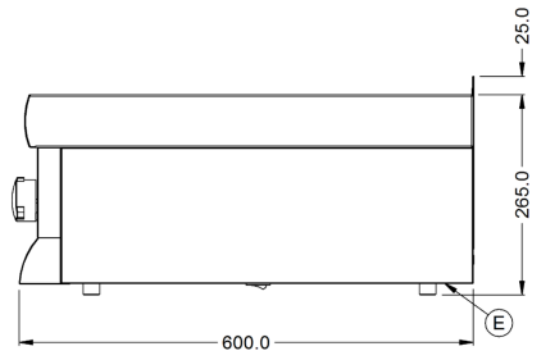
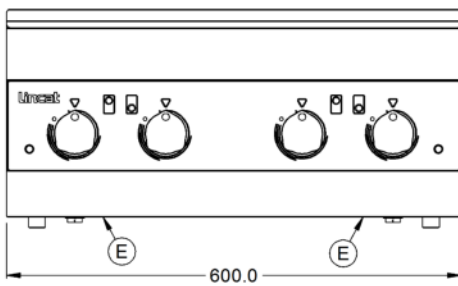
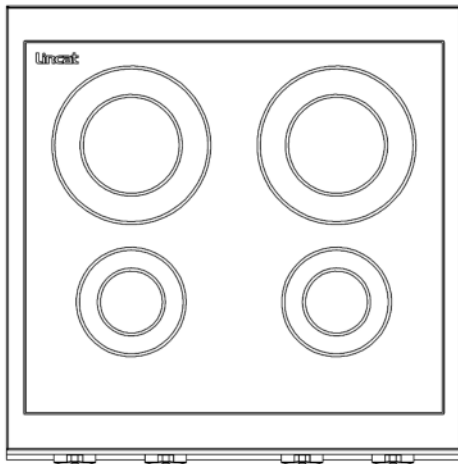
Available Accessories

CC6 Lincat Silverlink 600 Free-standing Ambient Open-Top Pedestal with Doors - W 600 mm

Available Accessories

- CN6** Lincat Silverlink 600 Free-standing Ambient Open-Top Pedestal without Doors - W 600 mm
- SLS6** Lincat Silverlink 600 Free-standing Floor Stand - for units W 600 mm

Technical Picture





Lincat Limited

Whisby Road,
Lincoln, LN6 3QZ,
United Kingdom

Company No: 2175448

A member company of



Customer Care

Tel: +44 1522 875500
Email: care@lincat.co.uk

Export Customers

Tel: +44 1522 503250
Email: export@lincat.co.uk

Opening Hours

Monday – Friday:
8.30am – 5pm