



## EB3FX/TT - Lincat FilterFlow FX Counter-top Automatic Fill Twin-Temperature Water Boiler - W 250 mm - 3.0 kW

The FilterFlow Automatic Water Boiler comes with a twin tank, allowing you to set two different temperatures for the perfect cup of tea.

- ✓ Twin tank model, tanks can be set to different temperatures - ideal for brewing black teas at 98°C and green teas at 71°C
- ✓ Easily operated from a large, colour touchscreen display. Menu navigation is quick and easy with the temperature and timer simple to adjust
- ✓ Lockable mode prevents water being dispensed without the input of a PIN code, perfect for schools, prisons, care homes and settings with vulnerable individuals
- ✓ Eco setting reduces the volume of boiling water by 50% for quieter periods. The intelligent predictive eco setting learns usage patterns and switches between eco mode and standard mode to deliver the required hot water output in the most economical way
- ✓ Narrow 250mm footprint saves valuable counter space without compromising capacity or performance
- ✓ 7-day timer allows the boiler to be programmed to switch off overnight or at weekends to conserve energy
- ✓ Built-in water filtration system improves water quality and reduces scale build-up. High volume, easy change FilterFlow cartridge
- ✓ Enhanced diagnostics identify possible causes. The on screen diagnostic information will enable the engineer to identify the parts needed and repair your water boiler at first visit

### Specifications

Summary		Power and Performance	
<b>Brand</b>	Lincat	<b>Total Power kW</b>	3.0
<b>Range</b>	FilterFlow	<b>Temperature Range °C</b>	70-98
<b>Series</b>	FX Counter-top Boiler	<b>IP Rating</b>	IP23
<b>Power Type</b>	Electric	<b>Hourly Output Litres</b>	25
<b>Unit Type</b>	Counter-top	<b>Hourly Output Cups</b>	125
<b>Available in UK Only</b>	No	<b>Temperature Control</b>	Electronic
<b>UK Warranty</b>	2 Years Parts and Labour Warranty		
<b>Export Warranty</b>	Contact your local dealer		
<b>GTIN</b>	5056105101390		

Key Specifications		Capacity	
<b>Outlet</b>	Twin Tap	<b>Hot and Cold Water Output</b>	No
<b>Dispense Lock</b>	No	<b>Rapid Draw Off Litres</b>	2 x 4.5
<b>WRAS Approved</b>	Yes	<b>Rapid Draw Off Cups</b>	45
		<b>Capacity Litres</b>	15.0

### Weights and Dimensions

Unit Height (External) mm	596
Unit Width (External) mm	250
Unit Depth (External) mm	525
Net Weight Kg	17.1

### Supply Connections

Requires Installation	No
Requires Electrical Supply	Yes
UK 3 Pin Plug	Yes
Requires Hardwiring	No
Electrical Supply Rating Watts	3,000
Single Phase Amps	13
Single Phase Voltage	230
Water Connection Pressure Bar	6
Water Connection	3/4"

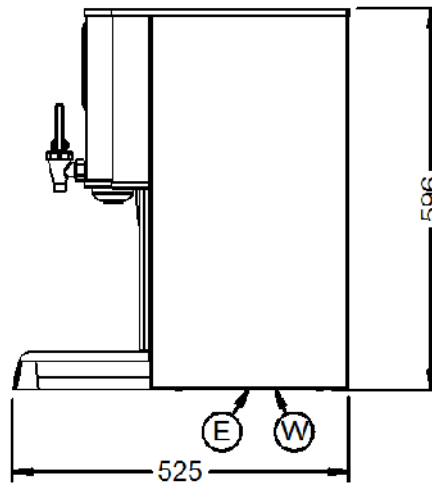
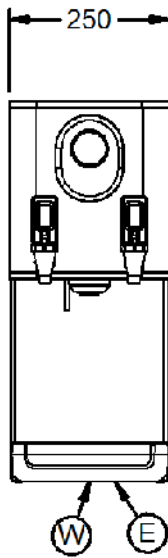
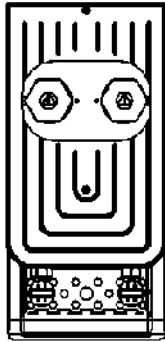
### Shipping

Packed Weight Kg	19.7
Packed Height cm	53
Packed Width cm	69.5
Packed Depth cm	36.6

### Available Accessories

<b>BR55</b>	EB3FX AND EB4FX WALL BRACKET
<b>DP10</b>	DESCALER POWDER
<b>EBHF01</b>	Lincat EB Hands Free Tap Adaptor
<b>FC04</b>	Filter Cartridge for Lincat FilterFlow Water Boiler

### Technical Picture



**Lincat Limited**

Whisby Road,  
Lincoln, LN6 3QZ,  
United Kingdom

**Company No:** 2175448

A member company of



**Customer Care**

**Tel:** +44 1522 875500  
**Email:** care@lincat.co.uk

**Export Customers**

**Tel:** +44 1522 875536  
**Email:** export@lincat.co.uk

**Opening Hours**

**Monday – Friday:**  
8.30am – 5pm